

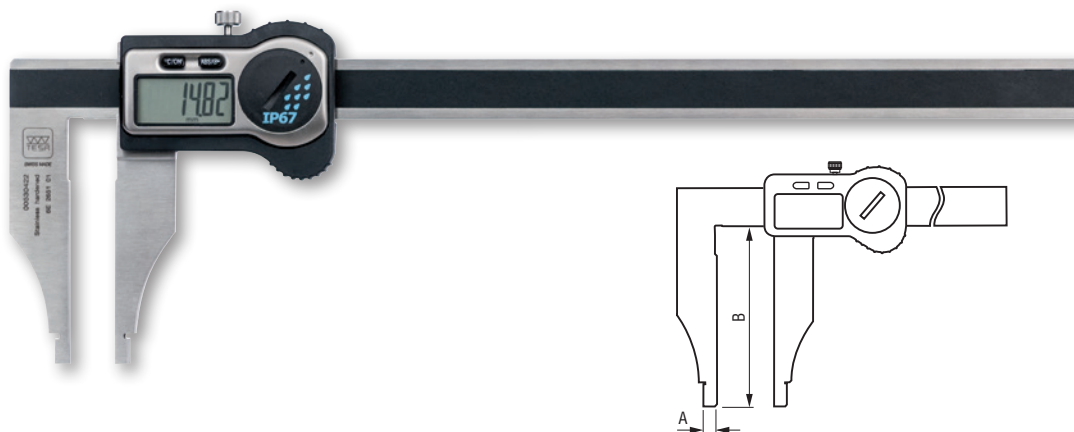
WORKSHOP DIGITAL CALIPERS





Large-dimension calipers are equipped with a very precise measuring system and flawless guide of the slider on the beam. This know-how makes them the most accurate calipers available on the market.

















The range of IP67 calipers guarantees the highest level of protection against the penetration of dust and liquids. The TLC (TESA Link Connector) system built into all the TwinCal calipers provides the connection of these instruments to a PC for the easy acquisition of measurement data. The unique display housing, protected by a steel plate surrounded with a rubber seal guarantees durability and offers fine sensitivity during measurement.

TWIN-CAL IP67 – Models with Rounded Measuring Faces for Internal Dimensions

- Complete IP67 protection against the penetration of dust and liquids, even when the cable is connected.
- Unique TWIN connectivity concept allowing for upgrade across the range.



| No |  |  |  |  |
|------------------------------|---|---|---|---|
| | mm | in | A mm | B mm |
| 00530421 | 200 | 8 | 5 | 80 |
| 00530422 | 250 | 10 | 5 | 80 |
| 00530423 | 300 | 12 | 5 | 90 |
| 00530424 | 500 | 20 | 10 | 150 |
| 00530425 | 600 | 24 | 10 | 150 |
| 00530426 | 800 | 32 | 10 | 150 |
| 00530427 | 1000 | 39 | 10 | 150 |
| OPTIONAL ACCESSORIES: | | | | |
| 01961000 | Lithium battery, 3V, CR2032 | | | |
| 04760180 | TESA TLC-TWIN wireless emitter-receiver Compatible with any instrument fitted with a TLC – TESA Link Connector | | | |
| 04760181 | TESA TLC-USB cable for instruments with a TLC connector | | | |
| 04760182 | TLC-DIGIMATIC cable for instruments with a TLC connector | | | |

| | |
|---|---|
|  | ISO 13385-1 |
|  | 0,01 mm / 0,0005 in |
|  | LCD, 11 mm |
|  | Fixed zero |
|  | mm / in conversion |
|  | L ≤ 100 mm: 30 µm 100 < L ≤ 600 mm: 40 µm 600 < L ≤ 1000 mm: 50 µm |
|  | 10 µm |
|  | Scale with incremental divisions, inductive |
|  | 2,5 m/s |
|  | TLC Connectivity |
|  | Stainless steel |
|  | 3V Lithium battery, CR2032 |
|  | 12.000 hours |
|  | Standby mode after 10 minutes, instrument retains the zero position. Automatic shut off after 2 hours, instrument retains the zero in ABS mode, but the zero must be reset if the instrument is in DIFF mode. |
|  | 1907/2006/CE 2004/108/CE 2002/96/CE |
|  | Inspection report with declaration of conformity |